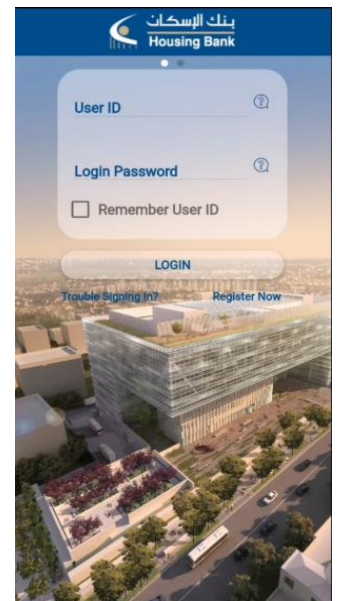


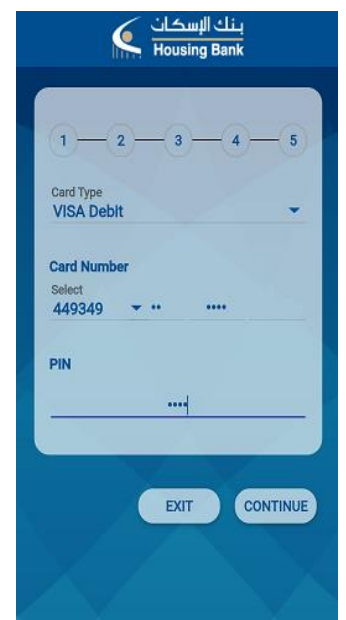
بنكي للحياة My Bank For Life

Registration Flow (First time subscribers in ISKAN Mobile either old or new)

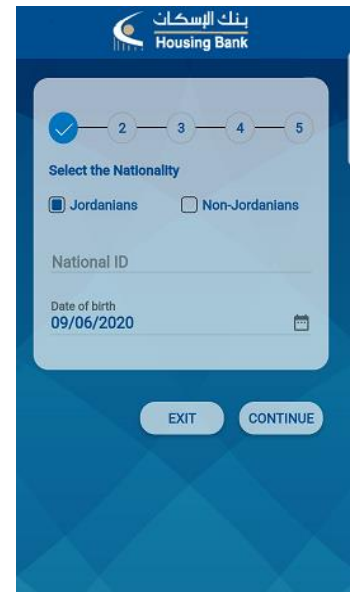
1- Click on “Register now” on the main screen



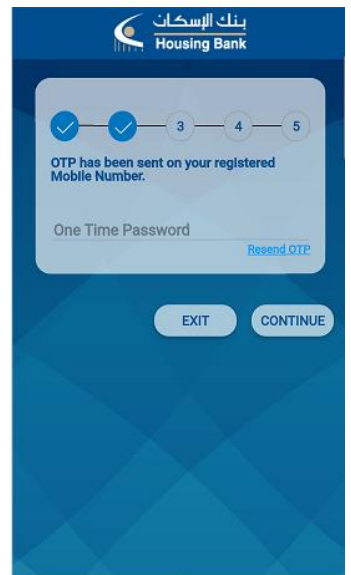
2- Select the type of your Debit Card Enter your debit card number then enter your debit card pin code, then click "continue "



3- Select your nationality and then enter your “National ID for Jordanian customers” or “passport Number for non-Jordanian customers”, then select your Date of Birth, then click "continue "

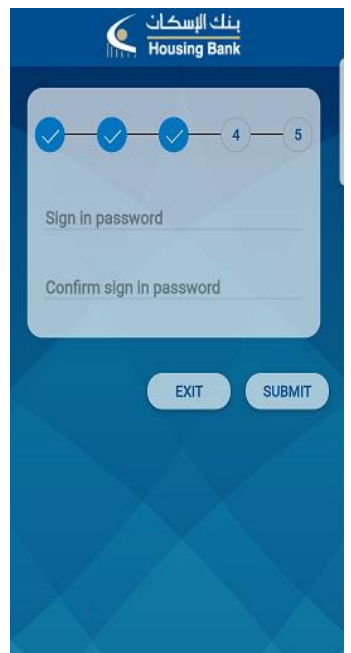


4-You will receive an SMS containing One-time password required for using the service then click " continue ".



5-Set your “sign in” password and confirm it, then click "SUBMIT".

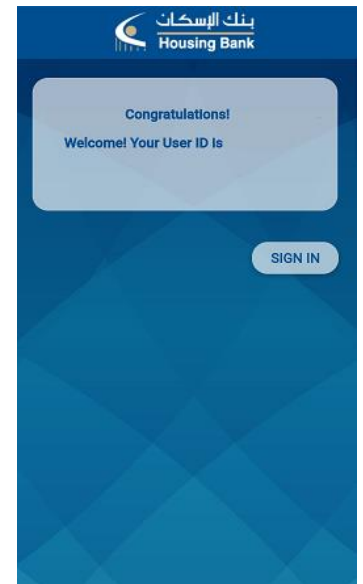
Note: password policy is (8 – 12 character, include uppercase, lowercase, Numbers and special character)



6- Fill the desired user name, you may choose (your account number located at the bottom of your ATM card including (8 digits) after excluding the first 3 digits from the left or choose any preferable User name, then click "CONTINUE".



7-After completing the above steps successfully, a welcoming screen will appear, click on "SIGN IN" to explore HBTF Mobile Banking.



بنكي للحياة
My Bank For Life

